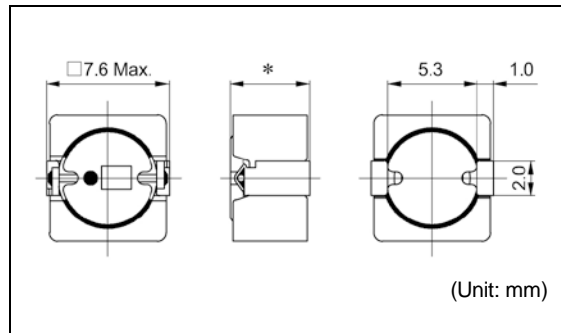

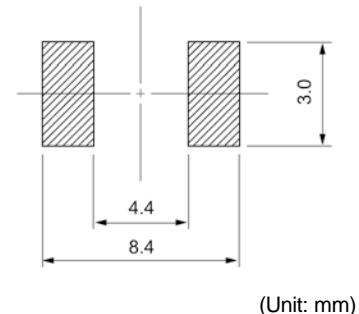


DS73LC / DS74LC

Inductance Range: 1.0~220 μ H (DS73LC),
 2.4~470 μ H (DS74LC)

Recommended patterns
 推奨パターン図


*: DS73LC ; 3.0mm Max.
 DS74LC ; 4.0mm Max.



(Unit: mm)

FEATURES 特長

- Low-profile (7.6mm Max. square, 3.0 and 4.0mm Max. height).
- Magnetically shielded construction
- Suitable for large current.
- Ideal for a variety of DC-DC converter inductor applications.
- RoHS compliant.
- 低背 (7.6mm角Max.、高さ3.0および4.0mm Max.)
- 閉磁路構造
- 大電流対応
- 各種機器のDC-DCコンバータ用インダクタに最適
- RoHS指令対応

STANDARD PART NUMBERS 標準品一覧
TYPE DS73LC (Quantity/reel; 1000 PCS)

品番	インダクタンス ⁽¹⁾	許容差	直流抵抗 ⁽²⁾	直流重畳許容電流 ⁽³⁾		温度上昇許容電流 ⁽³⁾
Part Number	Inductance ⁽¹⁾ (μ H)	Tolerance (%)	DC Resistance ⁽²⁾ (m Ω) Max. (Typ.)	Inductance Decrease Current ⁽³⁾ (A) Max. (Typ.)		Temperature Rise Current ⁽³⁾ $\Delta T=40^{\circ}\text{C}$ (A) Max. (Typ.)
				$\frac{\Delta L}{L}=10\%$	$\frac{\Delta L}{L}=30\%$	
B1079AS-1R0N=P3	1.0	± 30	11 (9.3)	5.25 (7.00)	6.75 (9.00)	6.50 (7.60)
B1079AS-1R5N=P3	1.5	± 30	13 (11)	4.35 (5.80)	5.60 (7.50)	6.00 (7.00)
B1079AS-2R0N=P3	2.0	± 30	19 (16)	3.60 (4.80)	4.70 (6.30)	4.60 (5.40)
B1079AS-2R7N=P3	2.7	± 30	25 (21)	3.15 (4.20)	4.05 (5.40)	3.80 (4.50)
B1079AS-3R3N=P3	3.3	± 30	29 (24)	2.75 (3.70)	3.60 (4.80)	3.70 (4.40)
B1079AS-3R9N=P3	3.9	± 30	32 (27)	2.55 (3.40)	3.30 (4.40)	3.30 (3.90)
B1079AS-4R7N=P3	4.7	± 30	40 (33)	2.30 (3.10)	3.00 (4.00)	3.00 (3.50)
B1079AS-6R8N=P3	6.8	± 30	54 (45)	1.95 (2.60)	2.50 (3.30)	2.30 (2.70)
B1079AS-100M=P3	10	± 20	77 (64)	1.60 (2.10)	2.00 (2.70)	2.00 (2.40)
B1079AS-150M=P3	15	± 20	114 (95)	1.25 (1.70)	1.65 (2.20)	1.45 (1.70)
B1079AS-220M=P3	22	± 20	150 (125)	1.05 (1.40)	1.40 (1.90)	1.35 (1.60)
B1079AS-330M=P3	33	± 20	228 (190)	0.90 (1.20)	1.10 (1.50)	1.10 (1.30)
B1079AS-470M=P3	47	± 20	300 (250)	0.75 (1.00)	1.00 (1.30)	0.87 (1.00)
B1079AS-560M=P3	56	± 20	348 (290)	0.70 (0.93)	0.91 (1.21)	0.80 (0.94)
B1079AS-680M=P3	68	± 20	492 (410)	0.62 (0.83)	0.80 (1.07)	0.70 (0.83)
B1079AS-101M=P3	100	± 20	696 (580)	0.50 (0.67)	0.65 (0.86)	0.54 (0.68)
B1079AS-151M=P3	150	± 20	1188 (990)	0.41 (0.54)	0.53 (0.70)	0.47 (0.56)
B1079AS-221M=P3	220	± 20	1512 (1260)	0.35 (0.46)	0.44 (0.59)	0.36 (0.42)

continued from previous page 前頁より続く

STANDARD PART NUMBERS 標準品一覧
TYPE DS74LC (Quantity/reel; 1000 PCS)

品番	インダクタンス ⁽¹⁾	許容差	直流抵抗 ⁽²⁾	直流重畳許容電流 ⁽³⁾		温度上昇許容電流 ⁽³⁾
Part Number	Inductance ⁽¹⁾ (μH)	Tolerance (%)	DC Resistance ⁽²⁾ (mΩ) Max. (Typ.)	Inductance Decrease Current ⁽³⁾ (A) Max. (Typ.)		Temperature Rise Current ⁽³⁾ ΔT=40°C (A) Max. (Typ.)
				$\frac{\Delta L}{L} = 10\%$	$\frac{\Delta L}{L} = 30\%$	
B1077AS-2R4N=P3	2.4	± 30	16 (13)	3.80 (5.00)	5.00 (6.70)	4.50 (5.30)
B1077AS-3R0N=P3	3.0	± 30	20 (17)	3.30 (4.40)	4.40 (5.90)	4.10 (4.90)
B1077AS-4R7N=P3	4.7	± 30	34 (28)	2.60 (3.50)	3.45 (4.60)	3.00 (3.50)
B1077AS-6R8N=P3	6.8	± 30	40 (33)	2.30 (3.10)	3.10 (4.10)	2.70 (3.20)
B1077AS-100M=P3	10	± 20	58 (48)	1.80 (2.40)	2.40 (3.20)	2.20 (2.60)
B1077AS-150M=P3	15	± 20	80 (66)	1.50 (2.00)	1.95 (2.60)	2.00 (2.40)
B1077AS-220M=P3	22	± 20	98 (82)	1.20 (1.60)	1.60 (2.10)	1.70 (2.10)
B1077AS-330M=P3	33	± 20	165 (135)	1.00 (1.40)	1.35 (1.80)	1.30 (1.50)
B1077AS-470M=P3	47	± 20	230 (190)	0.86 (1.10)	1.10 (1.50)	1.10 (1.30)
B1077AS-680M=P3	68	± 20	305 (255)	0.71 (0.94)	0.94 (1.25)	0.90 (1.10)
B1077AS-101M=P3	100	± 20	445 (370)	0.59 (0.79)	0.80 (1.06)	0.75 (0.88)
B1077AS-151M=P3	150	± 20	835 (695)	0.46 (0.61)	0.61 (0.81)	0.52 (0.61)
B1077AS-221M=P3	220	± 20	1150 (945)	0.39 (0.52)	0.52 (0.69)	0.44 (0.52)
B1077AS-331M=P3	330	± 20	1900 (1550)	0.32 (0.42)	0.44 (0.58)	0.34 (0.41)
B1077AS-471M=P3	470	± 20	2390 (1990)	0.26 (0.35)	0.35 (0.46)	0.31 (0.37)

(1) Inductance is measured with a LCR meter 4284A (Agilent Technologies) or equivalent.
Test frequency at 100kHz

(2) DC resistance is measured with 34420A (Agilent Technologies) or 3541 (HIOKI). (Reference ambient temperature 25°C)

(3) Maximum allowable DC current is that which causes a 10% inductance reduction from the initial value, or coil temperature to rise by 40°C, whichever is smaller. (Reference ambient temperature 20°C)

(1) インダクタンスはLCRメータ4284A (Agilent Technologies) または同等品により測定する。
測定周波数は100kHz。

(2) 直流抵抗は測定器34420A (Agilent Technologies) または3541 (HIOKI) と同等品により測定する。(周囲温度25°C)

(3) 最大許容電流は、直流重畳電流を流した時インダクタンスの値が初期値より10%減少する直流電流値、または直流電流により、コイルの温度が40°C上昇の何れか小さい値。(周囲温度20°Cを基準とする。)